

# Einstecken und Profildrehen

Geeignet ab Bohrungsdurchmesser 16,0 mm.

# Grooving and Profiling

For use in bores as of minimum bore diameter 16,0 mm.

Schnittwerte (Start) // Cutting parameters (start)	
f	Vc
0,02 mm/U	Seite/Page 429

Passende Klemmhalter auf Seite // Suitable toolholders on page  
**158, 159, 160, 161, 163, 164**

SP

HM

R

Legende  
Legend **213**

Scan  
QR-Code Oder besuchen Sie // Or Visit  
[www.simtek.info/cp/1064](http://www.simtek.info/cp/1064)

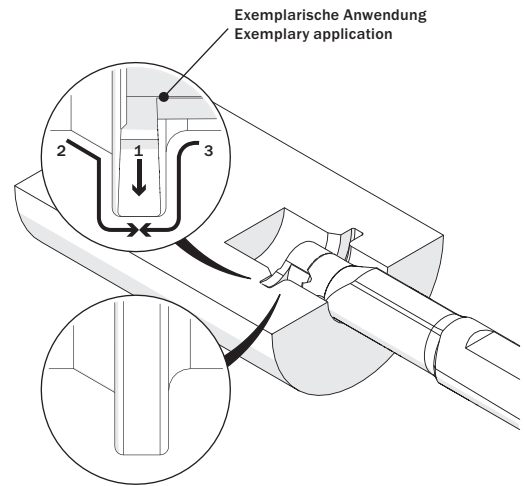
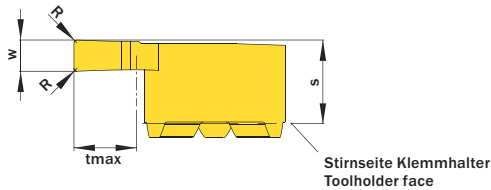
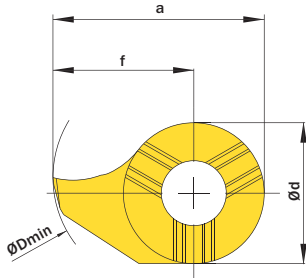


Abbildung zeigt / Drawing shows: D14.0200.02 N R

w <sup>+0,03</sup>	R	Artikelnummer Part number	Webcode <a href="http://www.simtek.com/webcode">www.simtek.com/webcode</a>	Unsere erste Wahl Our first choice	a	Ød	ØDmin (Min. Bohrung) ØDmin (min. bore)	f	s	tmax	Connectcode <a href="http://www.simtek.com/code">www.simtek.com/code</a>
mm	mm		<a href="http://www.simtek.com/webcode">www.simtek.com/webcode</a>	P K M N S	mm	mm	mm	mm	mm	mm	<a href="http://www.simtek.com/code">www.simtek.com/code</a>

◀ Fortgesetzte Tabelle Continued Table      Verwandte Werkzeuge finden Sie auch auf der vorhergehenden Seite! Related items can be found on the previous page as well!

▼ ØDmin (Min. Bohrung) // ØDmin (min. bore) = 16,0 mm														
0,787	0,2	D16.0078.02 NR/L	R AAAG	L ANS3	X800	X400	15,7	11,0	16,0	10,2	5,4	4,3	D16	<small>inch</small>
1,575	0,2	D16.0157.02 NR/L	R AK9T	L AD49	X800	X400	15,7	11,0	16,0	10,2	5,4	4,3	D16	<small>inch</small>
1,575	0,4	D16.0157.04 NR/L	R ACMW	L ACMC	X800	X400	15,7	11,0	16,0	10,2	5,4	4,3	D16	<small>inch</small>
2,0	0,2	D16.0200.02 NR/L	R AHDV	L ANM7	X800	X400	15,7	11,0	16,0	10,2	5,4	4,3	D16	
▼ ØDmin (Min. Bohrung) // ØDmin (min. bore) = 17,0 mm														
1,5	0,2	D14.0150.02.17 NR/L	R AKT0	L AF42	X800	X400	16,0	9,0	17,0	11,5	5,2	6,5	D14	
2,0	0,2	D14.0200.02.17 NR/L	R ACCZ	L AFWA	X800	X400	16,0	9,0	17,0	11,5	5,2	6,5	D14	
2,388	0,2	D14.0238.02.17 NR		L A6HZ	X800	X400	16,0	9,0	17,0	11,5	5,2	6,5	D14	<small>new inch</small>
2,5	0,2	D14.0250.02.17 NR/L	R ADHU	L AKNH	X800	X400	16,0	9,0	17,0	11,5	5,2	6,5	D14	
3,0	0,2	D14.0300.02.17 NR/L	R AEWX	L AFYV	X800	X400	16,0	9,0	17,0	11,5	5,2	6,5	D14	
3,175	0,2	D14.0318.02.17 NR		L A4GN	X800	X400	16,0	9,0	17,0	11,5	5,2	6,5	D14	<small>new inch</small>
▼ ØDmin (Min. Bohrung) // ØDmin (min. bore) = 18,0 mm														
2,0	0,2	D18.0200.02.18 NR/L	R AVSQ	L AVSS	X800	X400	17,5	11,0	18,0	12,0	5,6	6,0	D18	
▼ ØDmin (Min. Bohrung) // ØDmin (min. bore) = 20,0 mm														
1,5	0,2	D18.0150.02.20 NR/L	R AAX4	L AN0H	X800	X400	19,5	11,0	20,0	14,0	5,6	8,0	D18	
2,0	0,2	D18.0200.02.20 NR/L	R ACXQ	L AAWK	X800	X400	19,5	11,0	20,0	14,0	5,6	8,0	D18	
2,5	0,2	D18.0250.02.20 NR/L	R AVVX	L AVVY	X800	X400	19,5	11,0	20,0	14,0	5,6	8,0	D18	
3,0	0,2	D18.0300.02.20 NR/L	R AVV6	L AVV7	X800	X400	19,5	11,0	20,0	14,0	5,6	8,0	D18	
3,175	0,2	D18.0318.02.20 NR/L	R AVV8	L AVV9	X800	X400	19,5	11,0	20,0	14,0	5,6	8,0	D18	<small>inch</small>
4,0	0,2	D18.0400.02.20 NR/L	R AVWA	L AVWB	X800	X400	19,5	11,0	20,0	14,0	5,6	8,0	D18	
▼ ØDmin (Min. Bohrung) // ØDmin (min. bore) = 22,0 mm														
1,5	0,2	D18.0150.02.22 NR/L	R A1BK	L A1BJ	X800	X400	21,5	11,0	22,0	16,0	5,6	10,0	D18	
2,0	0,2	D18.0200.02.22 NR/L	R A1BN	L A1BM	X800	X400	21,5	11,0	22,0	16,0	5,6	10,0	D18	

Bestellbeispiel // Order example: D16.0200.02 NR X800 (R = Rechte Ausführung // Right hand version, X800 = Schneidstoff // Grade)