

Klemmhalter, Axialbearbeitung

Stahl-Quadratschaft für Axialbearbeitungen, abgesetzte Version.

Toolholder, Face Grooving Applications

Steel square shank toolholder, with offset, for face grooving applications.

Anzugsmoment (Schraube) // Tightening torque (screw)

"D M4x12 T15F": 4,5 Nm
"D M5x12 T20T": 7,0 Nm

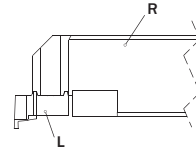
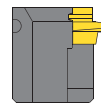
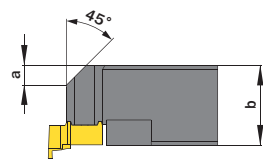
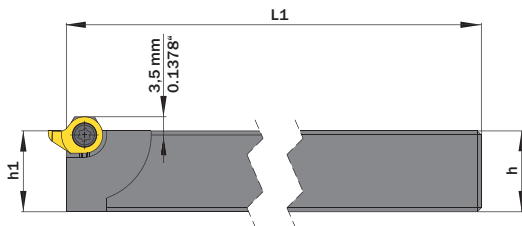
Bitte Hinweise im Anhang beachten // Please read add. notes

MASTER (Seite/Page 212)

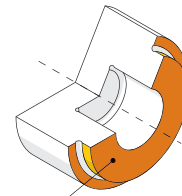


TW Legende
ST Legend
213

Scan QR-Code Oder besuchen Sie // Or Visit
www.simtek.info/cp/806



Bitte beachten: Rechter Halter wird mit linker Platte bestückt und umgekehrt.
Please use right hand toolholder with left hand insert and vice versa.



- Hauptsächlich geeignet für diese Flächen
Mainly designed for these surfaces
- Je nach Schneidplatte ebenfalls möglich
Also possible depending on insert type

Abbildung zeigt / Drawing shows: D14.2020.B.120 ST R

h	b	Artikelnummer Part number	Webcode www.simtek.com/webcode	a	h1 ^{js14}	L1	Schraube Screw	Schraubenschlüssel Screw driver	Connectcode www.simtek.com/ccode
mm	mm			mm	mm	mm			
▼ Connectcode = D14.A.L / D14.A.R									
12,0	12,0	D14.1212.B.100 ST R/L	R ASEY L ASEX	4,0	12,0	100,0	D M4x12 T15F	T15F R	D14.A.L L D14.A.R
12,7	12,7	D14.0.500.S.B.100 ST R/L	R AS38 L AS34	4,0	12,7	100,0	D M4x12 T15F	T15F R	D14.A.L L D14.A.R
15,875	15,88	D14.0.625.S.B.120 ST R/L	R AS39 L AS35	5,0	15,88	120,0	D M4x12 T15F	T15F R	D14.A.L L D14.A.R
16,0	16,0	D14.1616.B.120 ST R/L	R ASEU L ASET	5,0	16,0	120,0	D M4x12 T15F	T15F R	D14.A.L L D14.A.R
19,05	19,05	D14.0.750.S.B.120 ST R/L	R AS4A L AS36	5,0	19,05	120,0	D M4x12 T15F	T15F R	D14.A.L L D14.A.R
20,0	20,0	D14.2020.B.120 ST R/L	R ASES L ASEQ	5,0	20,0	120,0	D M4x12 T15F	T15F R	D14.A.L L D14.A.R
25,0	25,0	D14.2525.B.150 ST R/L	R ASEN L ASEP	9,0	25,0	150,0	D M4x12 T15F	T15F R	D14.A.L L D14.A.R
25,4	25,4	D14.1.000.S.B.150 ST R/L	R AS4B L AS37	9,0	25,4	150,0	D M4x12 T15F	T15F R	D14.A.L L D14.A.R
▼ Connectcode = D18.16.A.L / D18.18.A.L / D18.16.A.R / D18.18.A.R									
19,05	19,05	D18.0.750.B.120 ST R/L	R AS5UT L AS5UQ	5,0	19,05	120,0	D M5x12 T20T	T20T R	D18.16.A.L L D18.18.A.L L D18.16.A.R L D18.18.A.R
20,0	20,0	D18.2020.B.120 ST R/L	R AVS1 L AT9Y	5,0	20,0	120,0	D M5x12 T20T	T20T R	D18.16.A.L L D18.18.A.L L D18.16.A.R L D18.18.A.R
25,0	25,0	D18.2525.B.120 ST R/L	R AWDH L AVF0	9,0	25,0	120,0	D M5x12 T20T	T20T R	D18.16.A.L L D18.18.A.L L D18.16.A.R L D18.18.A.R
25,4	25,4	D18.1.000.B.120 ST R/L	R AS5UX L AS5UV	9,0	25,4	120,0	D M5x12 T20T	T20T R	D18.16.A.L L D18.18.A.L L D18.16.A.R L D18.18.A.R

Bestellbeispiel // Order example: D14.2020.B.120 ST R (R = Rechte Ausführung // Right hand version)