

# Klemmhalter, Axialbearbeitung

Stahl-Quadratschaft für Axialbearbeitungen, abgesetzte Version.

## Toolholder, Face Grooving Applications

Steel square shank toolholder, with offset, for face grooving applications.

Anzugsmoment (Schraube) // Tightening torque (screw)

"D M4x12 T15F": 4,5 Nm  
"D M5x12 T20T": 7,0 Nm

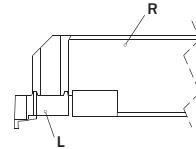
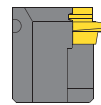
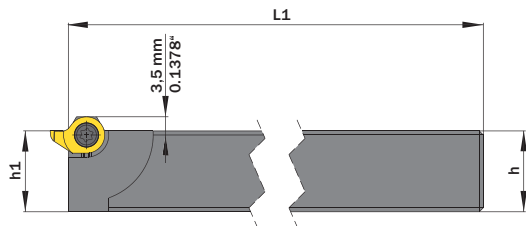
Bitte Hinweise im Anhang beachten // Please read add. notes

**MASTER (Seite/Page 212)**

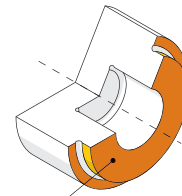
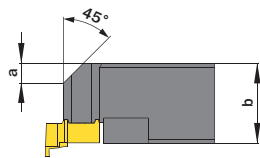


**TW** Legende  
**ST** Legend  
**213**

Scan QR-Code Oder besuchen Sie // Or Visit  
[www.simtek.info/cp/806](http://www.simtek.info/cp/806)



Bitte beachten: Rechter Halter wird mit linker Platte bestückt und umgekehrt.  
Please use right hand toolholder with left hand insert and vice versa.



- Hauptsächlich geeignet für diese Flächen  
Mainly designed for these surfaces
- Je nach Schneidplatte ebenfalls möglich  
Also possible depending on insert type

Abbildung zeigt / Drawing shows: D14.2020.B.120 ST R

h	b	Artikelnummer Part number	Webcode www.simtek.com/webcode	a	h1 <sup>js14</sup>	L1	Schraube Screw	Schraubenschlüssel Screw driver	Connectcode www.simtek.com/ccode
mm	mm			mm	mm	mm			
▼ Connectcode = D14.A.L / D14.A.R									
12,0	12,0	<b>D14.1212.B.100 ST R/L</b>	R ASEY L ASEX	4,0	12,0	100,0	D M4x12 T15F	T15F R	D14.A.L L D14.A.R
12,7	12,7	<b>D14.0.500.S.B.100 ST R/L</b>	R AS38 L AS34	4,0	12,7	100,0	D M4x12 T15F	T15F R	D14.A.L L D14.A.R <span style="float:right">inch</span>
15,875	15,88	<b>D14.0.625.S.B.120 ST R/L</b>	R AS39 L AS35	5,0	15,88	120,0	D M4x12 T15F	T15F R	D14.A.L L D14.A.R <span style="float:right">inch</span>
16,0	16,0	<b>D14.1616.B.120 ST R/L</b>	R ASEU L ASET	5,0	16,0	120,0	D M4x12 T15F	T15F R	D14.A.L L D14.A.R
19,05	19,05	<b>D14.0.750.S.B.120 ST R/L</b>	R AS4A L AS36	5,0	19,05	120,0	D M4x12 T15F	T15F R	D14.A.L L D14.A.R <span style="float:right">inch</span>
20,0	20,0	<b>D14.2020.B.120 ST R/L</b>	R ASES L ASEQ	5,0	20,0	120,0	D M4x12 T15F	T15F R	D14.A.L L D14.A.R
25,0	25,0	<b>D14.2525.B.150 ST R/L</b>	R ASEN L ASEP	9,0	25,0	150,0	D M4x12 T15F	T15F R	D14.A.L L D14.A.R
25,4	25,4	<b>D14.1.000.S.B.150 ST R/L</b>	R AS4B L AS37	9,0	25,4	150,0	D M4x12 T15F	T15F R	D14.A.L L D14.A.R <span style="float:right">inch</span>
▼ Connectcode = D18.16.A.L / D18.18.A.L / D18.16.A.R / D18.18.A.R									
19,05	19,05	<b>D18.0.750.B.120 ST R/L</b>	R ASUT L ASUQ	5,0	19,05	120,0	D M5x12 T20T	T20T R	D18.16.A.L L D18.16.A.R D18.18.A.L L D18.18.A.R <span style="float:right">new inch</span>
20,0	20,0	<b>D18.2020.B.120 ST R/L</b>	R AVS1 L AT9Y	5,0	20,0	120,0	D M5x12 T20T	T20T R	D18.16.A.L L D18.16.A.R D18.18.A.L L D18.18.A.R
25,0	25,0	<b>D18.2525.B.120 ST R/L</b>	R AWDH L AVF0	9,0	25,0	120,0	D M5x12 T20T	T20T R	D18.16.A.L L D18.16.A.R D18.18.A.L L D18.18.A.R
25,4	25,4	<b>D18.1.000.B.120 ST R/L</b>	R ASUX L ASUV	9,0	25,4	120,0	D M5x12 T20T	T20T R	D18.16.A.L L D18.16.A.R D18.18.A.L L D18.18.A.R <span style="float:right">new inch</span>

Bestellbeispiel // Order example: **D14.2020.B.120 ST R** (R = Rechte Ausführung // Right hand version)