

Axialstechen an Zapfen

Geeignet ab Bohrungsdurchmesser 6,2 mm.

Face Grooving on Pivots

For use in bores as of minimum bore diameter 6,2 mm.

Schnittwerte (Start) // Cutting parameters (start)

| | |
|------------------|-----------------------|
| f | Vc |
| 0,02 mm/U | Seite/Page 429 |

Passende Klemmhalter auf Seite // Suitable toolholders on page

28, 31, 36, 42, 45, 50, 51, 53, 55, 56, 58, 61, 62, 64, 65, 66, 67, 68, 69



SP **HM** **R** Legende Legend **139**

Scan QR-Code Oder besuchen Sie // Or Visit www.simtek.info/cp/760

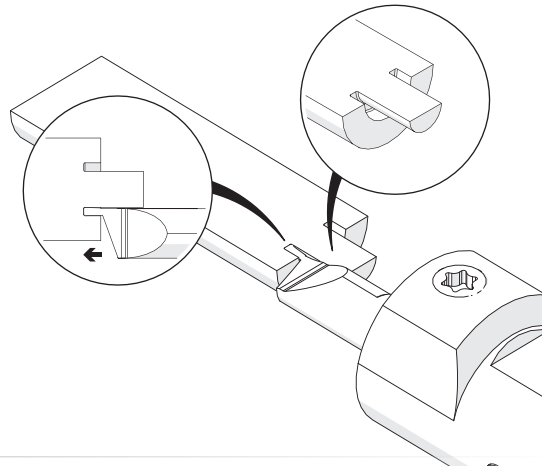
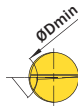
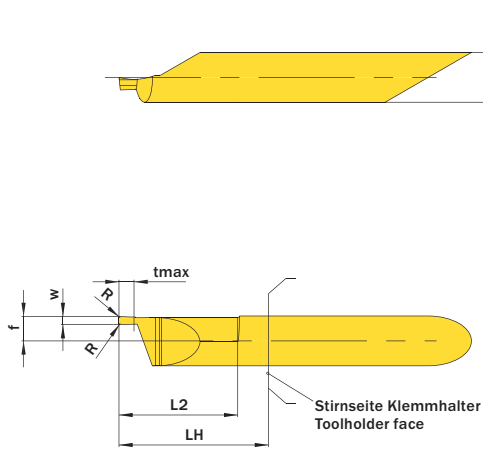
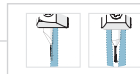


Abbildung zeigt / Drawing shows: A06.0100.15.02 AG R



Mehr Informationen zur Kühlmittelzufuhr finden Sie auf Seite 22
Additional information about through coolant supply on page 22

| ØD | w ^{+0,05} | L2 | Kühlmittelzufuhr Through coolant supply | Artikelnummer Part number | Webcode www.simtek.com/webcode | Unsere erste Wahl Our first choice | | | | ØDmin (Min. Bohrung) ØDmin (min. bore) | f | LH | R | tmax | Connectcode www.simtek.com/code | | Inch |
|-----|--------------------|------|--|------------------------------|-----------------------------------|---------------------------------------|------|---|---|---|------|------|------|------|------------------------------------|---------|------|
| | | | | | | P | K | M | S | | | | | | R | L | |
| 6,0 | 0,787 | 15,2 | + | A06.0078.15.02.05 AG R/L | R AYVG L AYVJ | X800 | X400 | | | 6,2 | 2,95 | 18,0 | 0,05 | 1,8 | R A06.L | L A06.R | |
| 6,0 | 1,0 | 15,2 | + | A06.0100.15.02 AG R/L | R ABQA L AETM | X800 | X400 | | | 6,2 | 2,95 | 18,0 | 0,15 | 2,0 | R A06.L | L A06.R | Inch |
| 6,0 | 1,0 | 15,2 | + | A06.0100.15.02.05 AG R/L | R AYVE L AYVF | X800 | X400 | | | 6,2 | 2,95 | 18,0 | 0,05 | 2,0 | R A06.L | L A06.R | |
| 6,0 | 1,168 | 15,2 | + | A06.0117.15.02 AG R/L | R AAUY L AGYT | X800 | X400 | | | 6,2 | 2,95 | 18,0 | 0,15 | 2,34 | R A06.L | L A06.R | Inch |
| 6,0 | 1,5 | 15,2 | + | A06.0150.15.02 AG R/L | R AN6W L AMBS | X800 | X400 | | | 6,2 | 2,95 | 18,0 | 0,15 | 3,0 | R A06.L | L A06.R | |
| 6,0 | 1,5 | 15,2 | + | A06.0150.15.02.05 AG R/L | R AYVC L AYVD | X800 | X400 | | | 6,2 | 2,95 | 18,0 | 0,05 | 3,0 | R A06.L | L A06.R | |
| 6,0 | 1,575 | 15,2 | + | A06.0157.15.02 AG R/L | R ANGN L ABMM | X800 | X400 | | | 6,2 | 2,95 | 18,0 | 0,15 | 3,15 | R A06.L | L A06.R | Inch |
| 6,0 | 1,981 | 15,2 | + | A06.0198.15.02 AG R/L | R AC8Q L ABEM | X800 | X400 | | | 6,2 | 2,95 | 18,0 | 0,15 | 3,95 | R A06.L | L A06.R | Inch |
| 6,0 | 2,0 | 15,2 | + | A06.0200.15.02 AG R/L | R AA2D L AK6M | X800 | X400 | | | 6,2 | 2,95 | 18,0 | 0,15 | 4,0 | R A06.L | L A06.R | |
| 6,0 | 2,388 | 15,2 | + | A06.0239.15.02 AG R/L | R AH42 L AJSW | X800 | X400 | | | 6,2 | 2,95 | 18,0 | 0,15 | 5,0 | R A06.L | L A06.R | Inch |
| 6,0 | 2,5 | 15,2 | + | A06.0250.15.02 AG R/L | R AG4W L APF4 | X800 | X400 | | | 6,2 | 2,95 | 18,0 | 0,15 | 5,0 | R A06.L | L A06.R | |
| 6,0 | 3,0 | 15,2 | + | A06.0300.15.02 AG R/L | R ABGJ L AJNY | X800 | X400 | | | 6,2 | 2,95 | 18,0 | 0,15 | 6,0 | R A06.L | L A06.R | |
| 6,0 | 3,175 | 15,2 | + | A06.0318.15.02 AG R/L | R ABXE L AN9H | X800 | X400 | | | 6,2 | 2,95 | 18,0 | 0,15 | 6,0 | R A06.L | L A06.R | Inch |

Bestellbeispiel // Order example: **A06.0200.15.02 AG R X800** (R = Rechte Ausführung // Right hand version, X800 = Schneidstoff // Grade)

simturn AX
simturn DX
simturn PX
simturn H2
simturn K2
simturn C4
simturn GX
simturn E3
simturn E12
simturn FX
simturn Decolletage
simturn OA
Index