

Axialstechen an Zapfen

Geeignet ab Bohrungsdurchmesser 6,2 mm.

Face Grooving on Pivots

For use in bores as of minimum bore diameter 6,2 mm.

Schnittwerte (Start) // Cutting parameters (start)

f	Vc
0,02 mm/U	Seite/Page 429

Passende Klemmhalter auf Seite // Suitable toolholders on page

28, 31, 36, 42, 45, 50, 51, 53, 55, 56, 58, 61, 62, 64, 65, 66, 67, 68, 69



SP HM R Legende Legend 139

Scan QR-Code Oder besuchen Sie // Or Visit www.simtek.info/cp/760

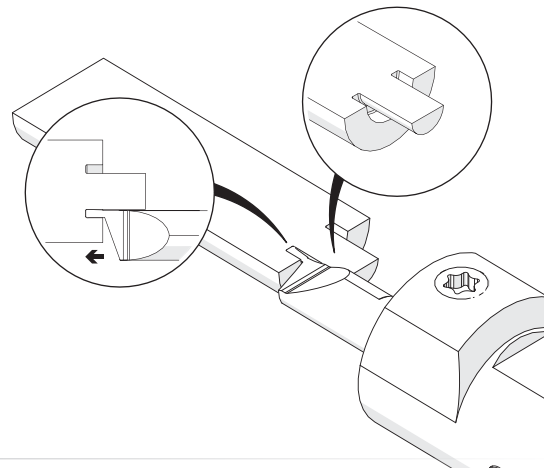
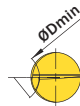
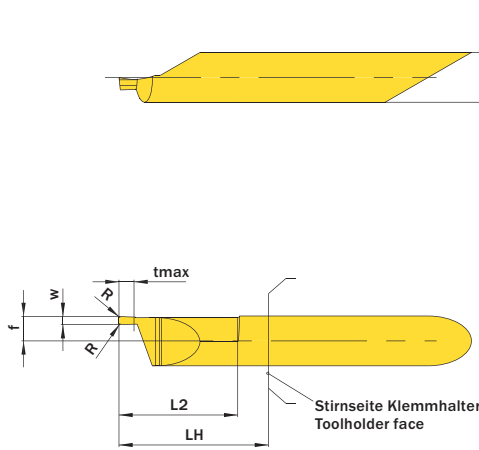
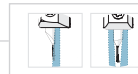


Abbildung zeigt / Drawing shows: A06.0100.15.02 AG R



Mehr Informationen zur Kühlmittelzufuhr finden Sie auf Seite 22
Additional information about through coolant supply on page 22

ØD	w ^{+0,05}	L2	Kühlmittelzufuhr Through coolant supply	Artikelnummer Part number	Webcode www.simtek.com/webcode	Unsere erste Wahl Our first choice				ØDmin (Min. Bohrung) ØDmin (min. bore)	f	LH	R	tmax	Connectcode www.simtek.com/code		Inch
						P	K	M	S						R	L	
6,0	0,787	15,2	+	A06.0078.15.02.05 AG R/L	R AYVG L AYVJ	X800	X400			6,2	2,95	18,0	0,05	1,8	R A06.L	L A06.R	
6,0	1,0	15,2	+	A06.0100.15.02 AG R/L	R ABQA L AETM	X800	X400			6,2	2,95	18,0	0,15	2,0	R A06.L	L A06.R	inch
6,0	1,0	15,2	+	A06.0100.15.02.05 AG R/L	R AYVE L AYVF	X800	X400			6,2	2,95	18,0	0,05	2,0	R A06.L	L A06.R	
6,0	1,168	15,2	+	A06.0117.15.02 AG R/L	R AAUY L AGYT	X800	X400			6,2	2,95	18,0	0,15	2,34	R A06.L	L A06.R	inch
6,0	1,5	15,2	+	A06.0150.15.02 AG R/L	R AN6W L AMBS	X800	X400			6,2	2,95	18,0	0,15	3,0	R A06.L	L A06.R	
6,0	1,5	15,2	+	A06.0150.15.02.05 AG R/L	R AYVC L AYVD	X800	X400			6,2	2,95	18,0	0,05	3,0	R A06.L	L A06.R	
6,0	1,575	15,2	+	A06.0157.15.02 AG R/L	R ANGN L ABMM	X800	X400			6,2	2,95	18,0	0,15	3,15	R A06.L	L A06.R	inch
6,0	1,981	15,2	+	A06.0198.15.02 AG R/L	R AC8Q L ABEM	X800	X400			6,2	2,95	18,0	0,15	3,95	R A06.L	L A06.R	inch
6,0	2,0	15,2	+	A06.0200.15.02 AG R/L	R AA2D L AK6M	X800	X400			6,2	2,95	18,0	0,15	4,0	R A06.L	L A06.R	
6,0	2,388	15,2	+	A06.0239.15.02 AG R/L	R AH42 L AJSW	X800	X400			6,2	2,95	18,0	0,15	5,0	R A06.L	L A06.R	inch
6,0	2,5	15,2	+	A06.0250.15.02 AG R/L	R AG4W L APF4	X800	X400			6,2	2,95	18,0	0,15	5,0	R A06.L	L A06.R	
6,0	3,0	15,2	+	A06.0300.15.02 AG R/L	R ABGJ L AJNY	X800	X400			6,2	2,95	18,0	0,15	6,0	R A06.L	L A06.R	
6,0	3,175	15,2	+	A06.0318.15.02 AG R/L	R ABXE L AN9H	X800	X400			6,2	2,95	18,0	0,15	6,0	R A06.L	L A06.R	inch

Bestellbeispiel // Order example: A06.0200.15.02 AG R X800 (R = Rechte Ausführung // Right hand version, X800 = Schneidstoff // Grade)

simturn AX
simturn DX
simturn PX
simturn H2
simturn K2
simturn C4
simturn GX
simturn E3
simturn E12
simturn FX
simturn Decolletage
simturn OA
Index