

Axialstechen an Zapfen, Vollradius

Geeignet ab Bohrungsdurchmesser 6,2 mm.

Full Radius Face Grooving on Pivots

For use in bores as of minimum bore diameter 6,2 mm.

Schnittwerte (Start) // Cutting parameters (start)

f	Vc
0,02 mm/U	Seite/Page 429

Passende Klemmhalter auf Seite // Suitable toolholders on page

28, 31, 36, 42, 45, 50, 51, 53, 55, 56, 58, 61, 62, 64, 65, 66, 67, 68, 69



SP
HM
R

Legende
Legend **139**

Scan QR-Code Oder besuchen Sie // Or Visit www.simtek.info/cp/803

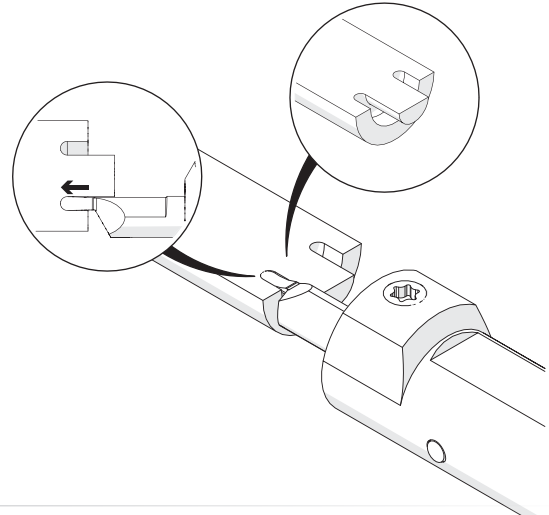
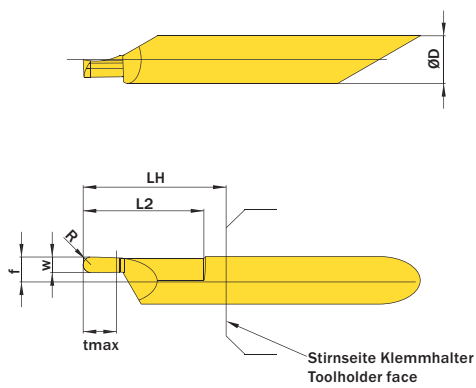
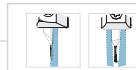


Abbildung zeigt / Drawing shows: A06.0200.15.02 AV R



Mehr Informationen zur Kühlmittelzufuhr finden Sie auf Seite 22
Additional information about through coolant supply on page 22

ØD	w ^{+0,05}	L2	Kühlmittelzufuhr Through coolant supply	Artikelnummer Part number	Webcode www.simtek.com/webcode	Unsere erste Wahl Our first choice	ØDmin (Min. Bohrung) ØDmin (min. bore)	f	LH	R	tmax	Connectcode www.simtek.com/code
mm	mm	mm				P K M N S	mm	mm	mm	mm	mm	
6,0	1,0	15,2	+	A06.0100.15.02 AV R/L	R AJSD L AFPJ	X800 X400	6,2	2,95	18,0	0,5	2,0	R A06.L L A06.R
6,0	1,6	15,2	+	A06.0160.15.02 AV R/L	R ANSC L AF08	X800 X400	6,2	2,95	18,0	0,8	3,0	R A06.L L A06.R
6,0	2,0	15,2	+	A06.0200.15.02 AV R/L	R AMGH L ANFX	X800 X400	6,2	2,95	18,0	1,0	4,0	R A06.L L A06.R
6,0	2,5	15,2	+	A06.0250.15.02 AV R/L	R AHPW L ADH1	X800 X400	6,2	2,95	18,0	1,25	5,0	R A06.L L A06.R
6,0	3,0	15,2	+	A06.0300.15.02 AV R/L	R ABYF L ADZQ	X800 X400	6,2	2,95	18,0	1,5	6,0	R A06.L L A06.R

Bestellbeispiel // Order example: **A06.0100.15.02 AV R X800** (R = Rechte Ausführung // Right hand version, X800 = Schneidstoff // Grade)