

Klemmhalter, Innenbearbeitung

Stahl-Rundschaft mit innerer Kühlmittelzufuhr.

Toolholder, For Internal Applications

Steel round shank toolholder with through coolant.

Anzugsmoment (Schraube) // Tightening torque (screw)

- "D M2,6x8 T8F": 1,5 Nm
- "D M2x7,5 T7F": 0,8 Nm
- "D M3x9 T9F": 2,1 Nm
- "D M4x12 T15F": 4,5 Nm
- "D M5x12 T20T": 7,0 Nm

Bitte Hinweise im Anhang beachten // Please read add. notes

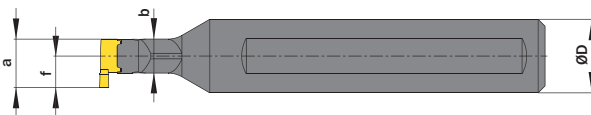
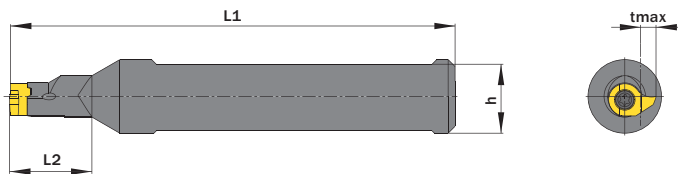
MASTER (Seite/Page 212)



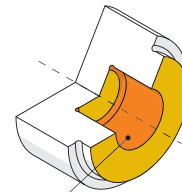
Legende
Legend **213**

Scan
QR-Code

Oder besuchen Sie // Or Visit
www.simtek.info/cp/812



Maße „a“, „f“ and „tmax“ sind abhängig vom verwendeten Schneideinsatz.
Dimensions „a“, „f“ and „tmax“ depend on used carbide inserts.



- Hauptsächlich geeignet für diese Flächen
Mainly designed for these surfaces
- Je nach Schneidplatte ebenfalls möglich
Also possible depending on insert type

Abbildung zeigt / Drawing shows: D10.0016.16 ST

ØD ^{g6} mm	L2 mm	Artikelnummer Part number	Webcode www.simtek.com/webcode	b mm	h mm	L1 mm	Schraube Screw	Schraubenschlüssel Screw driver	Connectcode www.simtek.com/code
▼ Connectcode = D07									
12,0	21,0	D07.0012.21 ST	AU5Z	4,8	11,0	80,0	D M2x7,5 T7F	T7F	D07
16,0	12,0	D07.0016.12 ST	AU6A	4,8	15,0	80,0	D M2x7,5 T7F	T7F	D07
12,7	21,0	D07.0.500.21 ST	A5T9	4,8	11,7	80,0	D M2x7,5 T7F	T7F	D07 <small>new inch</small>
15,875	12,0	D07.0.625.12 ST	A5UB	4,8	14,88	80,0	D M2x7,5 T7F	T7F	D07 <small>new inch</small>
▼ Connectcode = D09									
16,0	14,0	D09.0016.14 ST	AWFE	6,6	15,0	95,0	D M2,6x8 T8F	T8F	D09
15,875	14,0	D09.0.625.14 ST	A3UH	6,6	14,88	95,0	D M2,6x8 T8F	T8F	D09 <small>new inch</small>
▼ Connectcode = D10									
16,0	16,0	D10.0016.16 ST	ACCJ	7,4	15,0	97,0	D M3x9 T9F	T9F	D10
16,0	24,0	D10.0016.24 ST	A016	7,4	15,0	97,0	D M3x9 T9F	T9F	D10
15,875	16,0	D10.0.625.16 ST	ABKU	7,4	14,88	97,0	D M3x9 T9F	T9F	D10 <small>inch</small>
15,875	24,0	D10.0.625.24 ST	A017	7,4	14,88	105,0	D M3x9 T9F	T9F	D10 <small>inch</small>
▼ Connectcode = D14									
16,0	20,0	D14.0016.20 ST	ANP6	9,5	15,0	100,0	D M4x12 T15F	T15F	D14
16,0	30,0	D14.0016.30 ST	A005	9,5	15,0	100,0	D M4x12 T15F	T15F	D14
15,875	20,0	D14.0.625.20 ST	ADZ8	9,5	14,88	100,0	D M4x12 T15F	T15F	D14 <small>inch</small>
15,875	30,0	D14.0.625.30 ST	A5UD	9,5	14,88	100,0	D M4x12 T15F	T15F	D14 <small>new inch</small>
▼ Connectcode = D18									
20,0	25,0	D18.0020.25 ST	AAWH	11,5	19,0	95,0	D M5x12 T20T	T20T	D18
20,0	40,0	D18.0020.40 ST	APH3	11,5	19,0	105,0	D M5x12 T20T	T20T	D18
19,05	25,0	D18.0.750.25 ST	AVW1	11,48	18,05	95,0	D M5x12 T20T	T20T	D18 <small>inch</small>
19,05	40,0	D18.0.750.40 ST	AVW2	11,48	18,05	105,0	D M5x12 T20T	T20T	D18 <small>inch</small>

Bestellbeispiel // Order example: **D14.0016.20 ST**