

Klemmhalter, Innenbearbeitung, Gekröpft

Gekröpfte Ausführung für passende Langdrehautomaten und Mehrspindler.

Toolholder, Internal Applications, Cranked

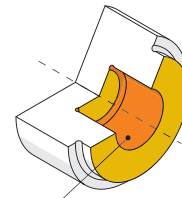
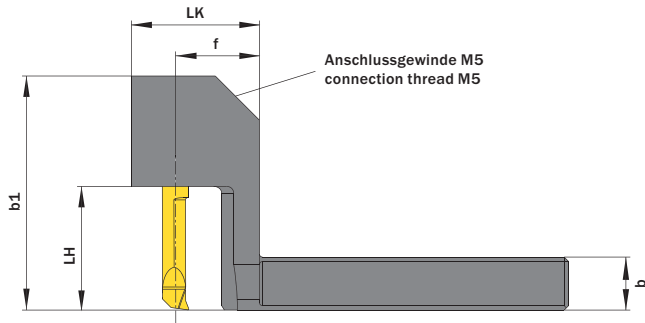
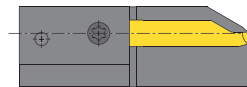
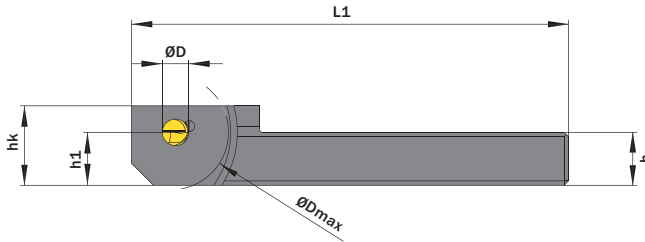
Cranked toolholder for swiss type machines.

Anzugsmoment (Schraube) // Tightening torque (screw)
7,0 Nm

Bitte Hinweise im Anhang beachten // Please read add. notes
MASTER (Seite/Page 137)

Legende Legend **139**

Scan QR-Code Oder besuchen Sie // Or Visit www.simtek.info/cp/787



- Hauptsächlich geeignet für diese Flächen
Mainly designed for these surfaces
- Je nach Schneidplatte ebenfalls möglich
Also possible depending on insert type

ØD	h	b	Artikelnummer Part number	Webcode www.simtek.com/webcode	b1	ØDmax	f	hk	h1	L1	LK	LH	Schraube Screw	Schraubenschlüssel Screw driver	Connectcode www.simtek.com/ccode
mm	mm	mm			mm	mm	mm	mm	mm	mm	mm	mm			

Fortgesetzte Tabelle Continued Table **Verwandte Werkzeuge finden Sie auch auf der vorhergehenden Seite!**
Related items can be found on the previous page as well!

▼ ØD = 5,0 mm																
5,0	9,525	9,525	A05.0.375.20 R/L	R AM2V L ANTD	48,0	26,0	19,0	16,0	9,52	99,0	29,0	23,0	A M6x7,5 T15F	T15F R	A05.R L A05.L	Inch
5,0	12,7	12,7	A05.0.500.20 R/L	R AE71 L AEMY	48,0	26,0	19,0	19,0	12,7	99,0	29,0	23,0	A M6x7,5 T15F	T15F R	A05.R L A05.L	Inch
5,0	15,875	15,875	A05.0.625.20 R/L	R ADF6 L ADØP	48,0	36,0	24,0	22,0	15,88	104,0	34,0	23,0	A M6x7,5 T15F	T15F R	A05.R L A05.L	Inch
5,0	8,0	8,0	A05.0808.15 R/L	R AG4E L ACS2	43,0	26,0	19,0	14,0	8,0	99,0	29,0	18,0	A M6x7,5 T15F	T15F R	A05.R L A05.L	
5,0	10,0	10,0	A05.1010.20 R/L	R ABQV L AA3M	48,0	26,0	19,0	16,0	10,0	99,0	29,0	23,0	A M6x7,5 T15F	T15F R	A05.R L A05.L	
5,0	12,0	12,0	A05.1212.20 R/L	R ANØ6 L AFCT	48,0	26,0	19,0	18,0	12,0	99,0	29,0	23,0	A M6x7,5 T15F	T15F R	A05.R L A05.L	
5,0	16,0	16,0	A05.1616.20 R/L	R AHKP L ABGD	48,0	36,0	24,0	22,0	16,0	104,0	34,0	23,0	A M6x7,5 T15F	T15F R	A05.R L A05.L	
▼ ØD = 6,0 mm																
6,0	9,525	9,525	A06.0.375.20 R/L	R ANYØ L AHV7	53,0	26,0	19,0	16,0	9,52	99,0	29,0	23,0	A M6x7,5 T15F	T15F R	A06.R L A06.L	Inch
6,0	12,7	12,7	A06.0.500.25 R/L	R AD7Z L ABNB	53,0	26,0	19,0	19,0	12,7	99,0	29,0	28,0	A M6x7,5 T15F	T15F R	A06.R L A06.L	Inch
6,0	15,875	15,875	A06.0.625.25 R/L	R AA7V L AD4X	53,0	36,0	24,0	22,0	15,88	104,0	34,0	28,0	A M6x7,5 T15F	T15F R	A06.R L A06.L	Inch
6,0	10,0	10,0	A06.1010.25 R/L	R ACQT L AKPG	53,0	26,0	19,0	16,0	10,0	99,0	29,0	28,0	A M6x7,5 T15F	T15F R	A06.R L A06.L	
6,0	12,0	12,0	A06.1212.25 R/L	R ABWX L AKSE	53,0	26,0	19,0	18,0	12,0	99,0	29,0	28,0	A M6x7,5 T15F	T15F R	A06.R L A06.L	
6,0	16,0	16,0	A06.1616.25 R/L	R AC3H L AD5Z	53,0	36,0	24,0	22,0	16,0	104,0	34,0	28,0	A M6x7,5 T15F	T15F R	A06.R L A06.L	
▼ ØD = 7,0 mm																
7,0	16,0	16,0	A07.1616.25 R/L	R AJJE L AEHJ	53,5	36,0	24,0	22,0	16,0	104,0	34,0	28,0	A M6x7,5 T15F	T15F R	A07.R L A07.L	

Bestellbeispiel // Order example: **A05.1616.20 R** (R = Rechte Ausführung // Right hand version)