

Klemmhalter, Innenbearbeitung

Schwingungsgedämpfter Hartmetall-Rundschaft mit innerer Kühlmittelzufuhr.

Toolholder, For Internal Applications

Anti-vibration solid carbide round shank toolholder with through coolant.

Anzugsmoment (Schraube) // Tightening torque (screw)

4,5 Nm

Bitte Hinweise im Anhang beachten // Please read add. notes

MASTER (Seite/Page 212)

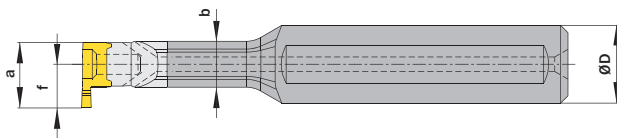
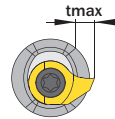
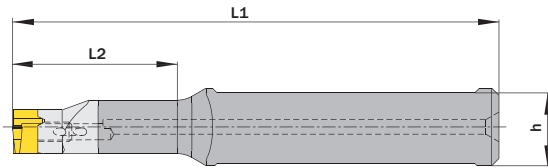


Legende
Legend **213**



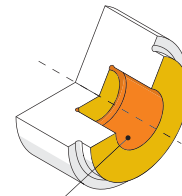
Scan
QR-Code

Oder besuchen Sie // Or Visit
www.simtek.info/cp/958



Maße „a“, „f“ und „tmax“ sind abhängig vom verwendeten Schneideinsatz.
Dimensions „a“, „f“ and „tmax“ depend on used carbide inserts.

Abbildung zeigt / Drawing shows: D14.0016.34 HM



- Hauptsächlich geeignet für diese Flächen
Mainly designed for these surfaces
- Je nach Schneidplatte ebenfalls möglich
Also possible depending on insert type

ØD h6	L2	Artikelnummer Part number	Webcode www.simtek.com/webcode	b	h	L1	Schraube Screw	Schraubenschlüssel Screw driver	Connectcode www.simtek.com/code
mm	mm			mm	mm	mm			

Fortgesetzte Tabelle
Continued Table

Verwandte Werkzeuge finden Sie auch auf der vorhergehenden Seite!
Related items can be found on the previous page as well!

▼ ØD = 12,0 mm	ØD	L2	Artikelnummer	Webcode	b	h	L1	Schraube	Schraubenschlüssel	Connectcode
12,0	20,0		D14.0012.20 HM	A089	9,5	11,0	75,0	D M4x12 T15F	T15F	D14
12,0	34,0		D14.0012.34 HM	AMQ7	9,5	11,0	100,0	D M4x12 T15F	T15F	D14
12,0	45,0		D14.0012.45 HM	AMYJ	9,5	11,0	110,0	D M4x12 T15F	T15F	D14
12,0	64,0		D14.0012.64 HM	AEQA	9,5	11,0	130,0	D M4x12 T15F	T15F	D14
▼ ØD = 12,7 mm	12,7	20,0	D14.0.500.20 HM	A5T7	9,5	11,7	75,0	D M4x12 T15F	T15F	D14 <small>new inch</small>
12,7	34,0		D14.0.500.34 HM	AEBY	9,5	11,7	100,0	D M4x12 T15F	T15F	D14 <small>inch</small>
12,7	45,0		D14.0.500.45 HM	AEZJ	9,5	11,7	110,0	D M4x12 T15F	T15F	D14 <small>inch</small>
12,7	64,0		D14.0.500.64 HM	AAEN	9,5	11,7	130,0	D M4x12 T15F	T15F	D14 <small>inch</small>
▼ ØD = 15,875 mm	15,875	34,0	D14.0.625.34 HM	AG7B	9,5	14,88	100,0	D M4x12 T15F	T15F	D14 <small>inch</small>
15,875	45,0		D14.0.625.45 HM	AB11	9,5	14,88	110,0	D M4x12 T15F	T15F	D14 <small>inch</small>
15,875	64,0		D14.0.625.64 HM	AAMU	9,5	14,88	130,0	D M4x12 T15F	T15F	D14 <small>inch</small>
▼ ØD = 16,0 mm	16,0	34,0	D14.0016.34 HM	AFP8	9,5	15,0	100,0	D M4x12 T15F	T15F	D14
16,0	45,0		D14.0016.45 HM	AA1H	9,5	15,0	110,0	D M4x12 T15F	T15F	D14
16,0	64,0		D14.0016.64 HM	AB99	9,5	15,0	130,0	D M4x12 T15F	T15F	D14
16,0	75,0		D14.0016.75 HM	AFD1	9,5	15,0	140,0	D M4x12 T15F	T15F	D14

Verwandte Werkzeuge finden Sie auch auf der folgenden Seite!
Related items can be found on the following page as well!

Fortgesetzte Tabelle
Continued Table

Bestellbeispiel // Order example: **D14.0016.34 HM**